
















**SCHEMATIC DIAGRAM SMATV SYSTEM**

**LEGENDS**

-  2 WAY SPLITTER-FTE OR EQUIVALENT
-  2 WAY TAPOFF-FTE OR EQUIVALENT
-  4 WAY SPLITTER-FTE OR EQUIVALENT
-  4 WAY TAPOFF-FTE OR EQUIVALENT
-  6 WAY SPLITTER-FTE OR EQUIVALENT
-  CATV BOOSTER-FTE OR EQUIVALENT
-  SATELLITE BOOSTER-FTE OR EQUIVALENT
-  COMBINER-FTE OR EQUIVALENT
-  LIGHTNING SURGE PROTECTOR-FTE OR EQUIVALENT
-  SMATV POINT-UNITECH OR EQUIVALENT
-  230V AC POINT-FTE OR EQUIVALENT
-  ANTENNA - FTE OR EQUIVALENT
-  SATELLITE DISH - EMME ESSE EQUIVALENT
-  RG6 COAXIAL CABLE
-  RG11 COAXIAL CABLE

Notes / Legend :

Rev.	Date	Amendment

Owner :

Architect :

M&E Consultant :

Project Title :

Drawing Title :  
SCHEMATIC DIAGRAM  
- SMATV SYSTEM

Drawing Status :  
 Reference    Tender    Construction  
 Submission    Preliminary    Issued For Approval

Date :

Scale : *As Shown*      Date :

Drawing No.:      Revised No.: